




**BUSECO**  
Centro de Herrajes

# PERFILES DE ALUMINIO



Av. Cruz del Sur 3176, Guadalajara

 Tel. 31331182/15247912

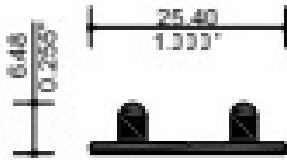
 3331331182

 [herrajesbuseco.com](http://herrajesbuseco.com)

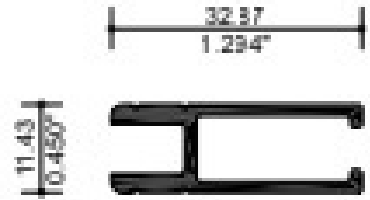


# INDICE DE PRODUCTOS

03	APARADORES Y VITRINAS
04	BOLSAS
08	CANCELES PARA BAÑO
10	ESTANDAR ARQUITECTÓNICO
13	PUERTA BATIENTE DE 1.75"
17	RIELES Y RIBETES
18	VENTANA Y PUERTA CORREDIZA
24	VENTANA DE PROYECCIÓN
	PARA CARROCERÍA
28	PARA DOMO




**3316**  
RIEL



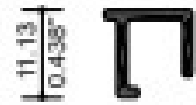
**3358**  
ZAPATA



**3329**  
GUIA

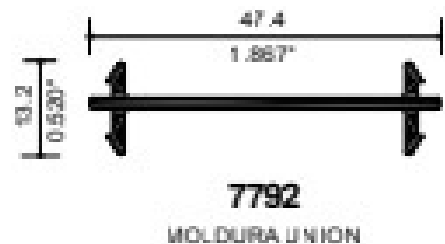
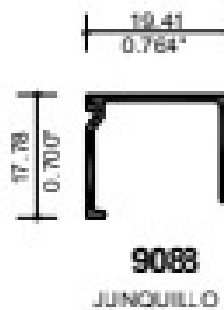
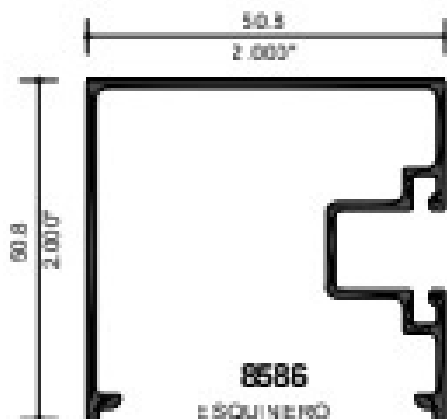
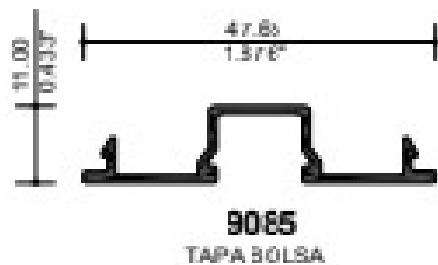
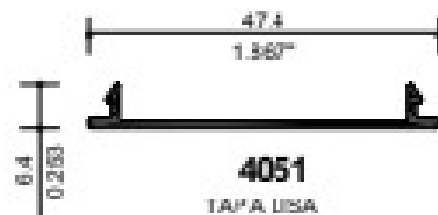
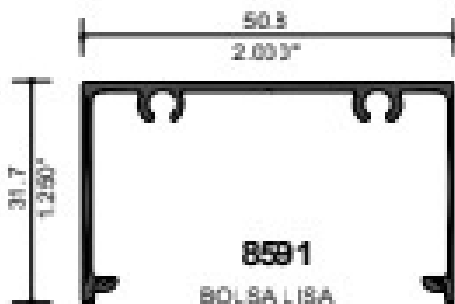
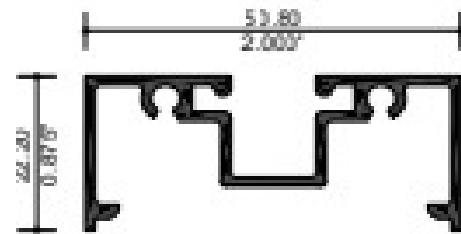
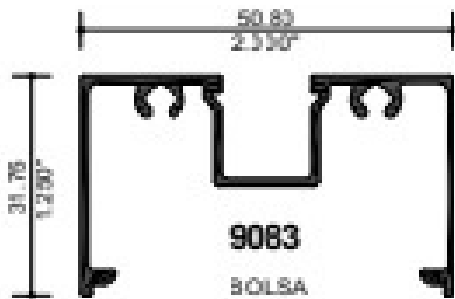


**7013**  
BASE

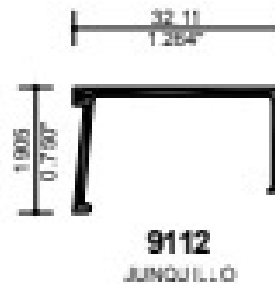
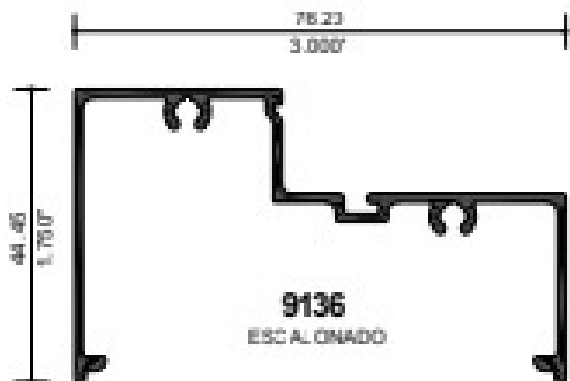
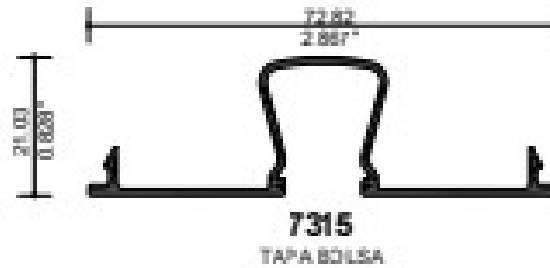

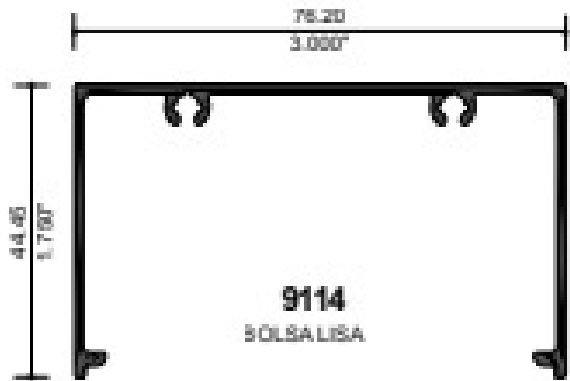
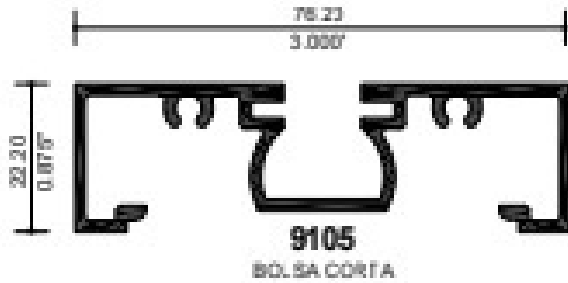
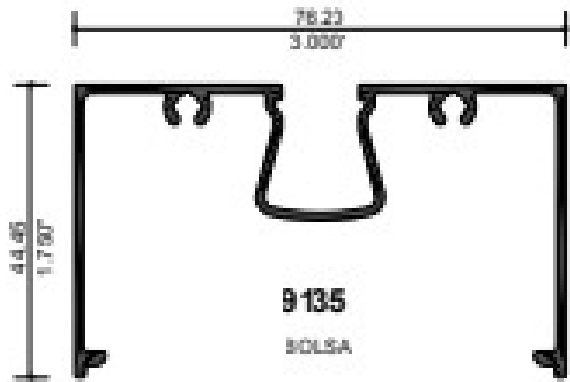


**7014**  
JUNDILLO


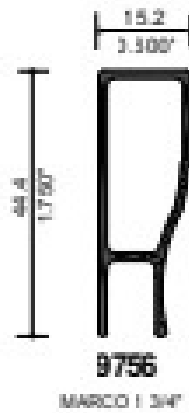
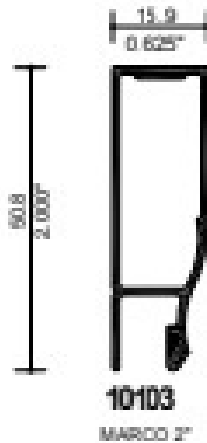

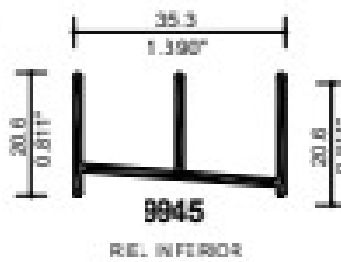
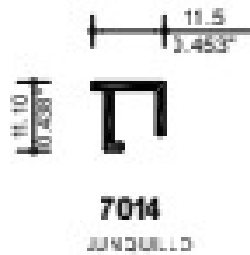
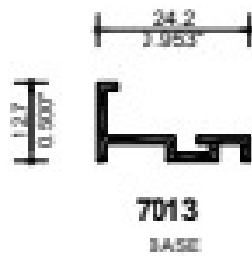
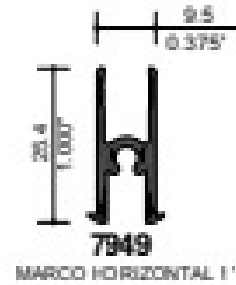
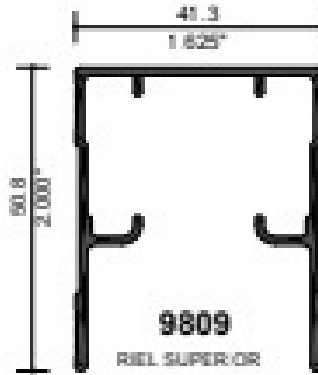
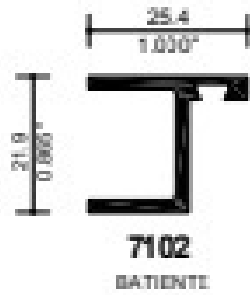
# BOLSA DE 2.0" X 1.25"

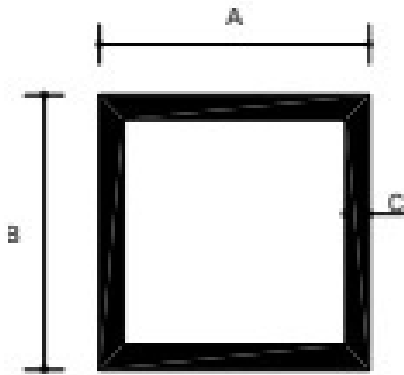


# BOLSA DE 3" X 1.75"



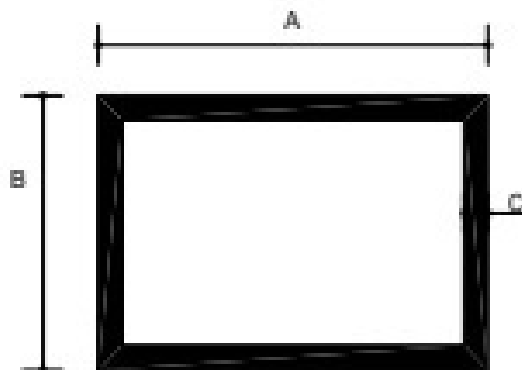
# CANCELES PARA BAÑO





TUBO CUADRADO

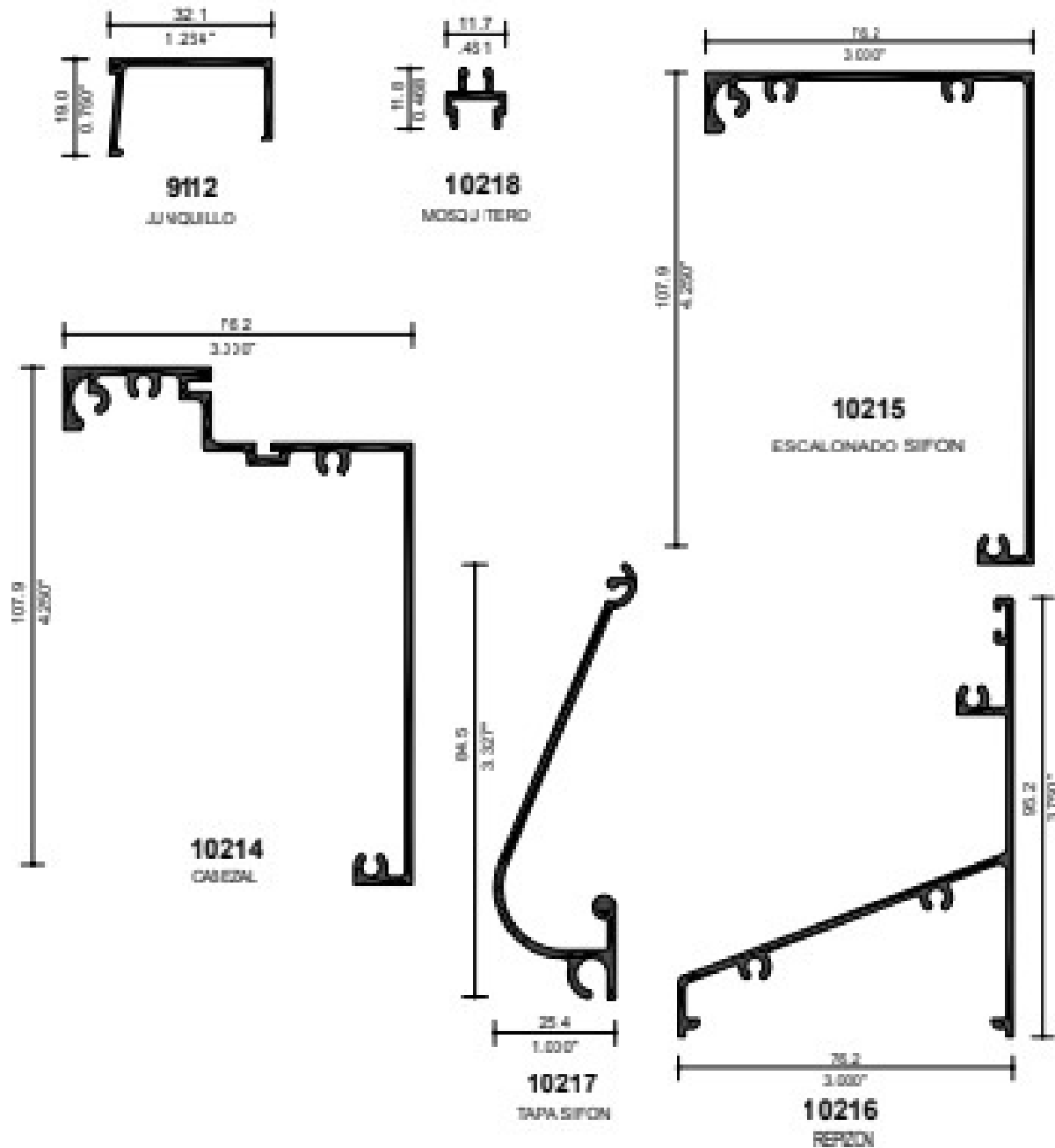
CLAVE	MEDIDAS EN PULGADAS		
	A	B	C
235-1	0.750	3.750	.050
6248-8	1.000	1.000	.039
1113-1	1.000	1.000	.045
238-2	1.000	1.000	.050
1113-4	1.250	1.250	.040
235-4	1.250	1.250	.035
6248-9	1.500	1.500	.044
1108-7	1.500	1.500	.050
238-3	1.500	1.500	.057
1109-3	1.750	1.750	.050
238-4	1.750	1.750	.057
235-6	2.000	2.000	.035
1115-6	2.000	2.000	.054



TUBO RECTANGULAR

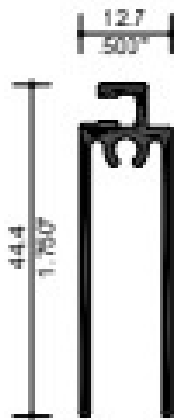
CLAVE	MEDIDAS EN PULGADAS		
	A	B	C
253-0	1.000	3.500	.035
6251-5	1.500	3.750	.039
1108-6	1.500	3.750	.045
251-5	1.500	3.750	.050
252-3	1.750	3.750	.052
6252-1	2.000	1.000	.044
1112-1	2.000	1.000	.050
252-1	2.000	1.000	.057
1109-9	2.500	1.250	.035
265-2	2.500	1.250	.052
251-3	2.500	1.250	.052
251-6	3.000	1.000	.033
1108-4	3.000	1.500	.050
6253-9	3.000	1.500	.044
253-9	3.000	1.500	.033
1112-2	3.000	1.750	.058
252-2	3.000	1.750	.078
252-0	4.000	1.750	.078

# VENTANA DE SIFON 3<sup>®</sup>



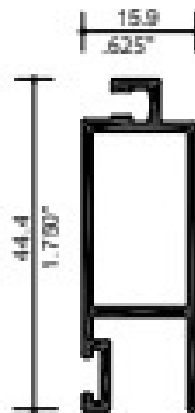


# VENTANA Y PUERTA CORREDIZA DE 3<sup>er</sup>



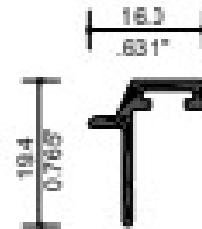
**6533**

CABEZAL SUPERIOR E  
INFERIOR MOSQUITERO



**6534**

CERCO  
MOSQUITERO



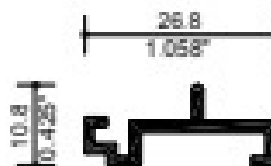
**10220**

ADAPTADOR DXXO




**7828**

ADAPTADOR XX



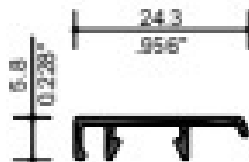
**9966**

ADAPTADOR MOSQUITERO



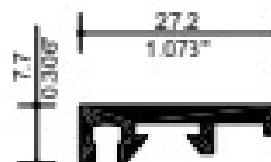
**7101**

INTERMEDIO MOSQUITERO



**7333**

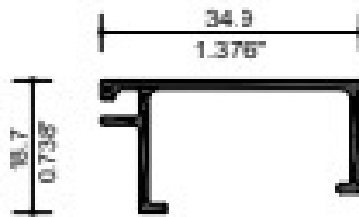
MOSQUITERO



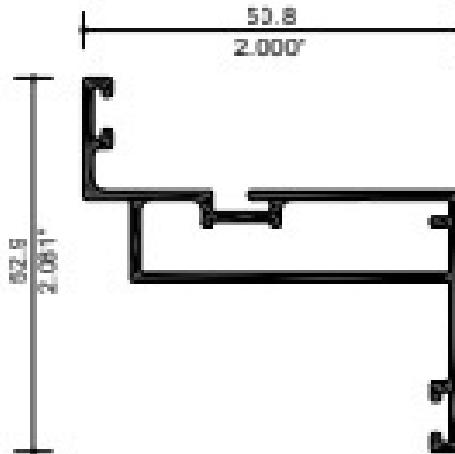
**5173**

MOSQUITERO

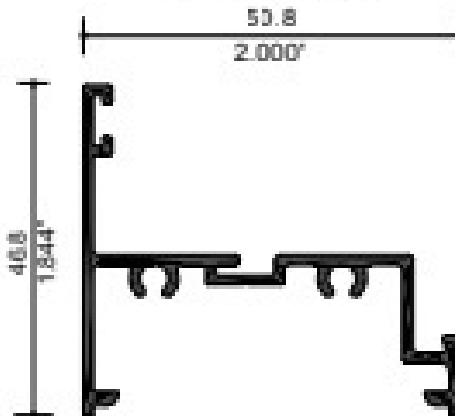
# VENTANA DE PROYECCIÓN DE 2"



**8939**  
JUNQUILLO

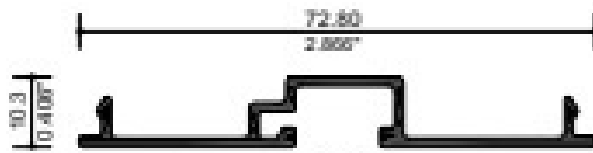
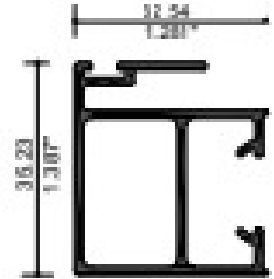
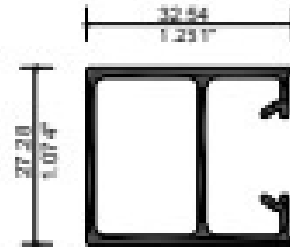


**8936**  
MARCO TUBULAR



**8937**  
CONTRA MARCO

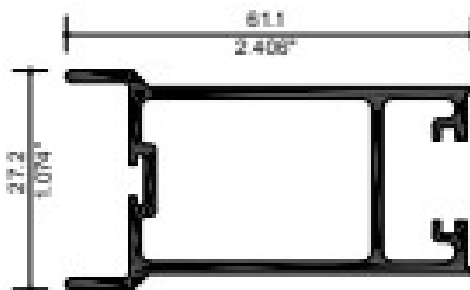
# VENTANA Y PUERTA CORREDIZA DE 3°




TAPA BOLSA CORTA

CERCO JALADERA VENTANA

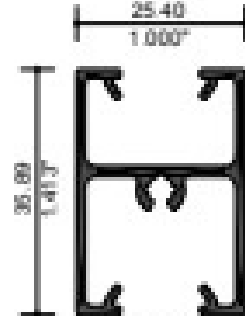
CERCO TRASLAPE VENT




CERCO OXCO



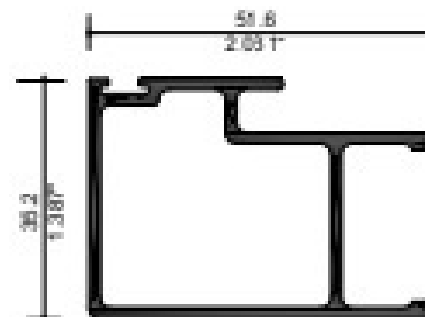
ADAPTADOR FUO



INTERMEDIO

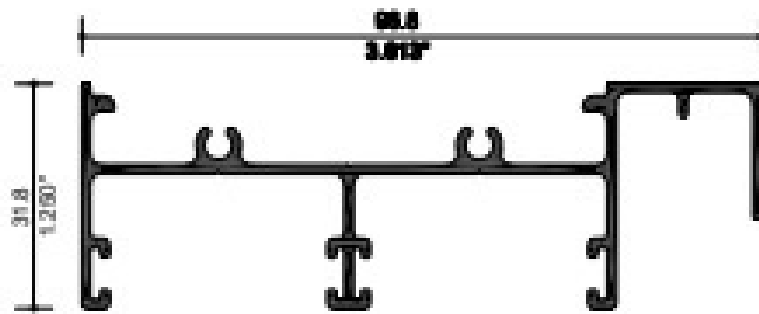


CERCO CHAPA PUERTA

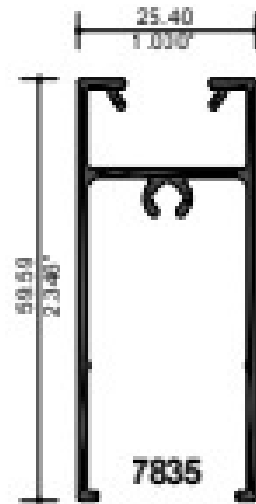


TRASLAPE PUERTA DOBLE CRISTAL

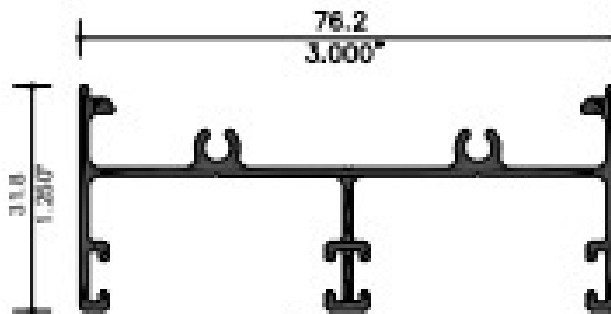
# VENTANA Y PUERTA CORREDIZA DE 3°



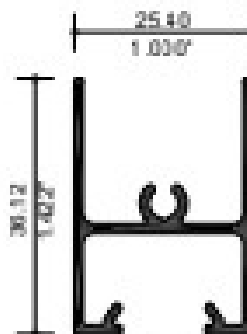
7862  
CABEZAL MOSQUITERO



7835  
ZOCLO VENTANA



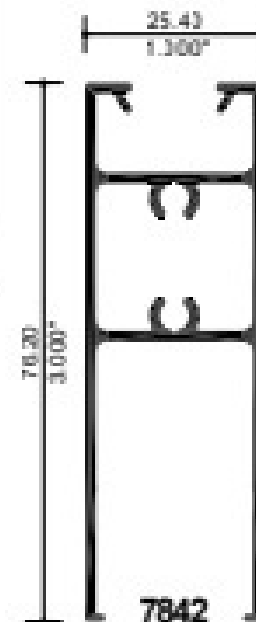
7826  
CABEZAL Y JAMBA



7836  
CABEZAL VENTANA

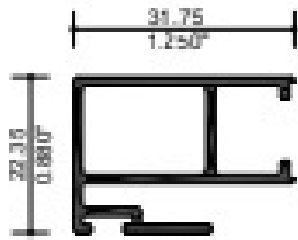


9957  
RIEL



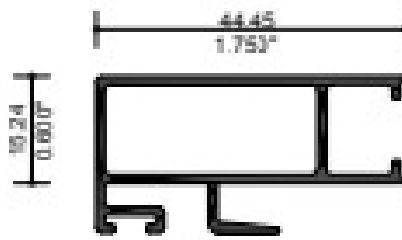
7842  
ZOCLO PUERTA

# VENTANA Y PUERTA CORREDIZA DE 2<sup>º</sup>



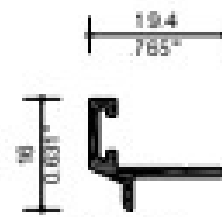
**9954**

TRASLAPE VENTANA



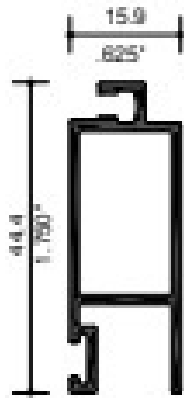
**9955**

TRASLAPE PUERTA




**10220**

ADAPTADOR OXXO



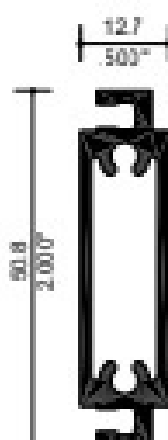
**6534**

CERCO  
MOSQUITERO



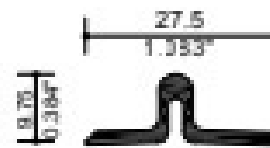
**6533**

CABEZAL Y ZÓCLO  
MOSQUITERO



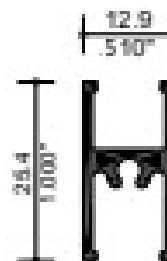
**7101**

INTERMEDIO  
MOSQUITERO



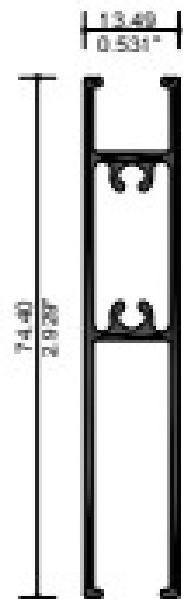
**7818**

ADAPTADOR R XX



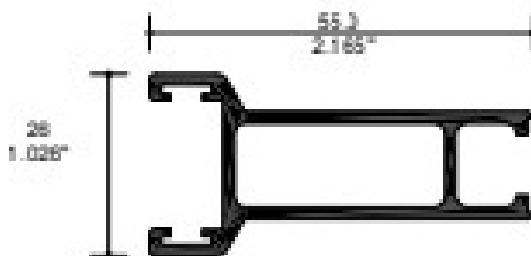
**11203**

INTERMEDIO  
PARA CUADRICULA



**7825**

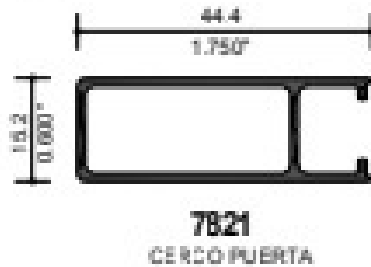
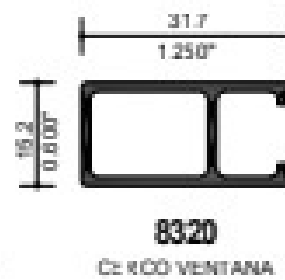
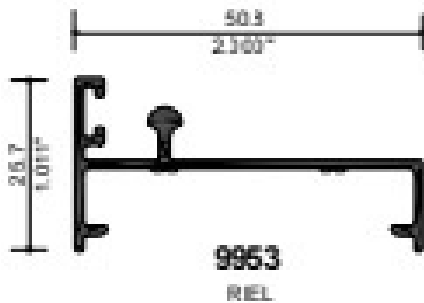

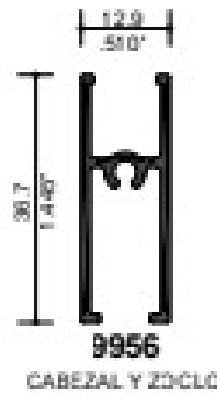
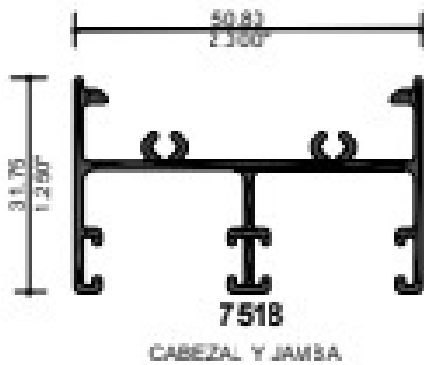
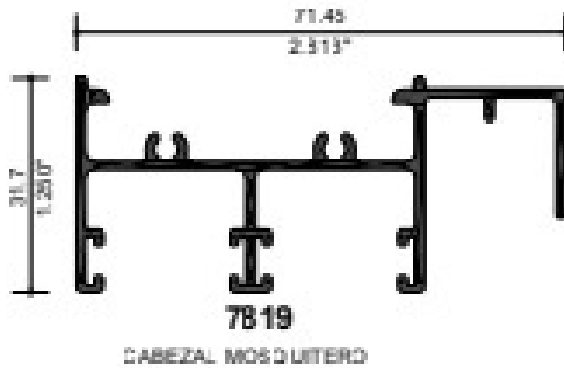
ZÓCLO PUERTA



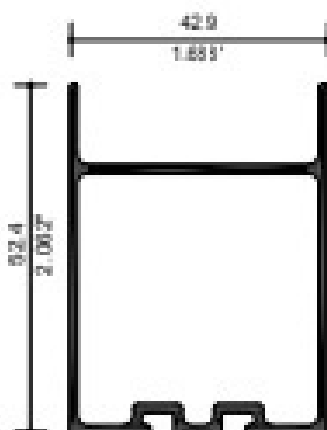
**7822**

CERCO OXXO

# VENTANA Y PUERTA CORREDIZA DE 2"



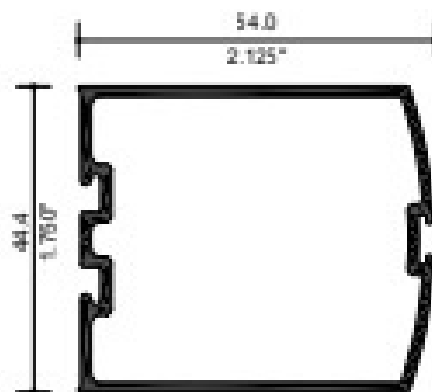
# PUERTA BATIENTE DE 1.75"



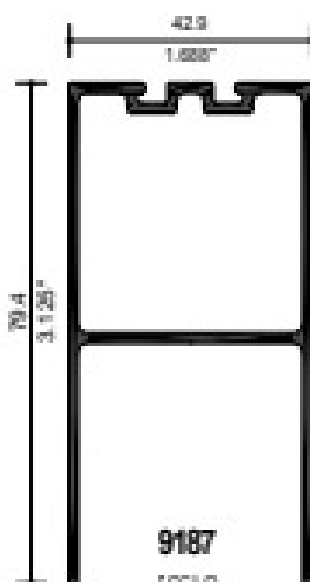
**9207**  
CABEZAL



**9183**  
INTERMEDIO



**9204**  
CERCO CHAPA



**9187**  
FOCLO



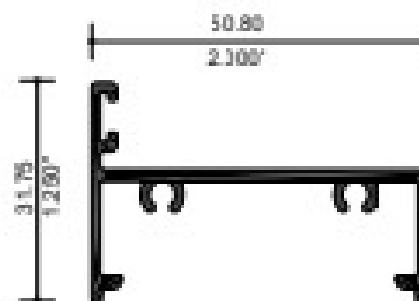
**4105**  
BATIENTE



**6370**  
JUNQUILLO




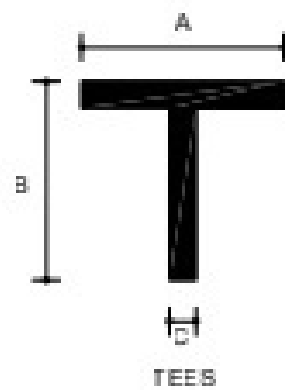
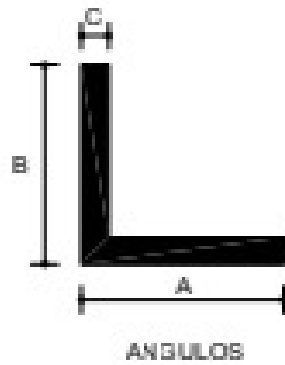
**11032**  
BATIENTE



**35844**  
BATIENTE



**5844**  
BATIENTE



CLAVE	MEDIDAS EN PULGADAS		
	A	B	C
11031	0.500	0.500	.050
1301	0.500	0.500	.062
11033	0.750	0.750	.050
1303	0.750	0.750	.062
11124	1.500	1.000	.040
1324	1.500	1.000	.050
1304	1.500	1.000	.062
1308	1.500	1.000	.125
1364	1.500	1.000	.125
1323	1.500	1.500	.062
1314	1.500	1.500	.187
1315	2.500	2.000	.250

CLAVE	MEDIDAS EN PULGADAS		
	A	B	C
1613	1.500	1.000	.035
1611	1.500	1.000	.050
1632	1.500	1.000	.062

CLAVE	MEDIDAS EN PULGADAS		
	A	B	C
1430	0.331	0.331	.033
1432	0.350	0.350	.040
1448	0.468	0.468	.031
1433	0.500	0.500	.035
1433	1.500	1.000	.063

CLAVE	MEDIDAS EN PULGADAS		
	A	B	C
1232	1.500	0.062	-



